

## 2020-mi januaarimiit novemberimut aalisakkut avammut tunisaanerat

### Avammut tunisanut kisitsisit

*Siunertaq* Saqqummersitap siunertaraa piaarnerusumik aalisarnermiit avammut tunisartakkat tamanut paasissutissiissutiginnisaat.

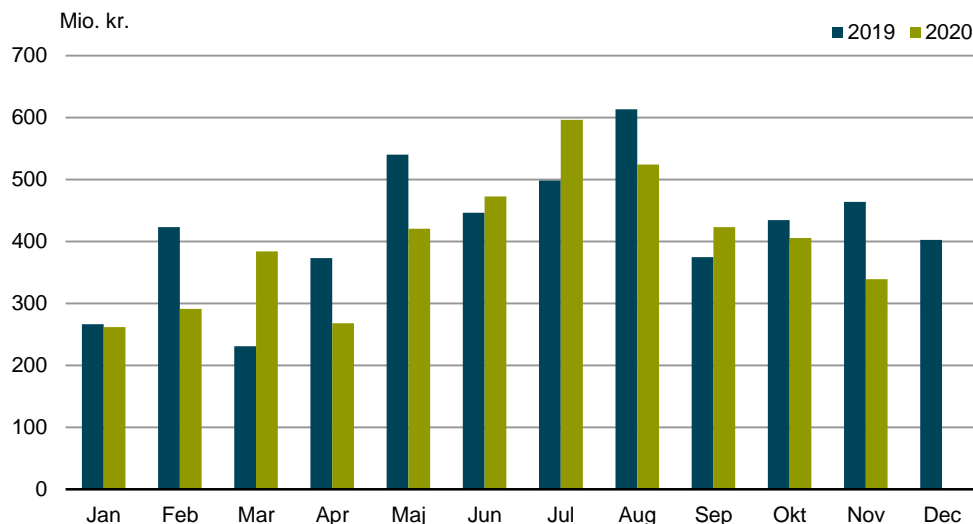
*Imarisaa* Saqqummersitami ilaatinneqarput avammut tunisat aalisarnermik aallutaqartuninngaaneersuinnaat. Tunisassiat allat, assersuutigalugu puisininngaa-neersut, savaninngaaneersut uumasunillu allaneersut saqqummersitami taamaalillutik ilaatinneqanngillat.

Kisitsisit saqqummersinneqartut kisitsisinut saqqummersinneqareersunut iluarsissutitaqanngillat.

*Avammut tunisat nalingi 6,0 pct.-imik annikilleriartut* 2020-mi januaarimiit novemberi ilanngullugu avammut tunisat nalingi katillugit 4.387 mio. kr.-usimapput. Ukiup siuliani piffissamut tassunga sanilliullugit 278 mio. kr.-inik annikinnerupput, annikilleriarnerlu 6,0 pct.-iuvoq.

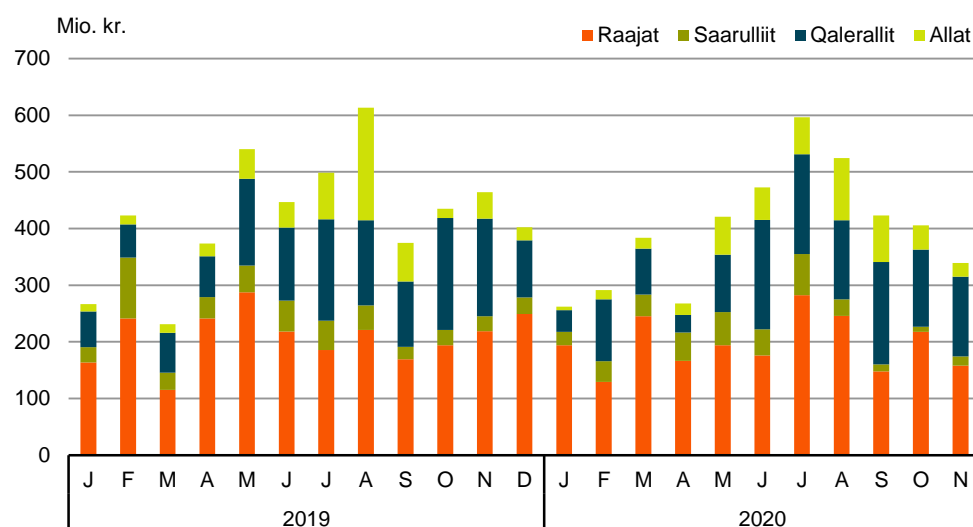
*Akit appartut* Nunanut allanut tunisaasartut pingaarnerit nalingisa apparnerat tunisat akimikkut appariarsimanerannik pissuteqarpoq. Raajat kilomut akia 6,02 kr.-imik apparpoq (-14,9 pct.), saarullit 1,08 kr.-imik (-4,0 pct.) taavalu qalerallit 3,10 kr.-imik (-7,7 pct.). Allanguutit aamma tunisassiat qanoq suliarineqartigisimanerannut aggorlugit tabelini 1-3 takuneqarsinnaapput.

### Titartagaq 1. Aalisakkat avammut tunisaanerat, mio. kr.



Najoqqutaq: <http://bank.stat.gl/ENEXPMND>

Titartagaq 2. **Aalisakkat pingaernerit avammut tunisaanerat qaammatikkaarlugu**



Najoqqutaq: <http://bank.stat.gl/ENEXPMD>

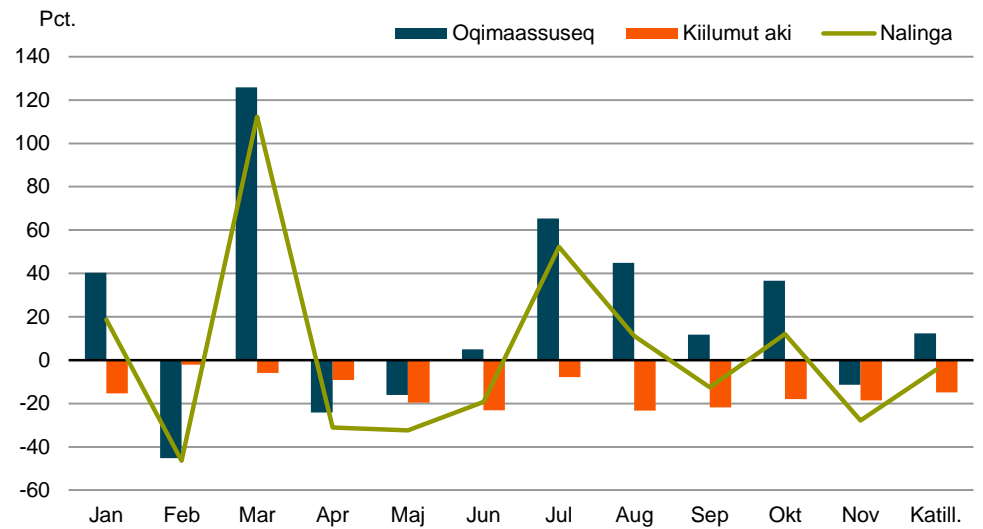
**Takussutissiaq 1. 2020-mi allannguutit ukiup siulianut sanilliullugit**

	Jan	Feb	Mar	Apr	Maj	Jun	Jul	Aug	Sep	Okt	Nov	Katill.
1.000 kr.												
<b>Katillugit</b> .....	<b>-4.752</b>	<b>-131.732</b>	<b>153.000</b>	<b>-105.336</b>	<b>-119.506</b>	<b>26.277</b>	<b>98.030</b>	<b>-89.105</b>	<b>48.523</b>	<b>-29.026</b>	<b>-124.727</b>	<b>-278.353</b>
Raajat .....	30.643	-112.118	129.693	-75.038	-93.232	-42.114	96.930	24.642	-21.225	23.448	-60.915	<b>-99.285</b>
Saarullit .....	-3.474	-70.676	8.210	12.154	11.056	-8.345	20.766	-13.786	-9.545	-17.611	-10.090	<b>-81.343</b>
Qalerallit .....	-25.405	50.499	11.045	-40.738	-51.419	63.797	-3.245	-11.195	64.828	-61.648	-31.464	<b>-34.944</b>
Allat .....	-6.517	564	4.052	-1.714	14.090	12.939	-16.421	-88.766	14.464	26.785	-22.258	<b>-62.782</b>
Procent												
<b>Katillugit</b> .....	<b>-1,8</b>	<b>-31,1</b>	<b>66,3</b>	<b>-28,2</b>	<b>-22,1</b>	<b>5,9</b>	<b>19,7</b>	<b>-14,5</b>	<b>13,0</b>	<b>-6,7</b>	<b>-26,9</b>	<b>-6,0</b>
Raajat .....	18,7	-46,5	112,3	-31,1	-32,4	-19,3	52,3	11,2	-12,5	12,1	-27,8	<b>-4,4</b>
Saarullit .....	-12,8	-65,8	27,0	32,2	23,3	-15,3	40,0	-31,6	-43,6	-66,1	-38,6	<b>-17,1</b>
Qalerallit .....	-40,1	86,1	15,8	-56,8	-33,6	49,4	-1,8	-7,4	56,1	-31,1	-18,3	<b>-2,6</b>
Allat .....	-51,4	3,6	26,9	-7,7	26,8	28,9	-20,0	-44,7	21,3	167,6	-47,9	<b>-10,9</b>

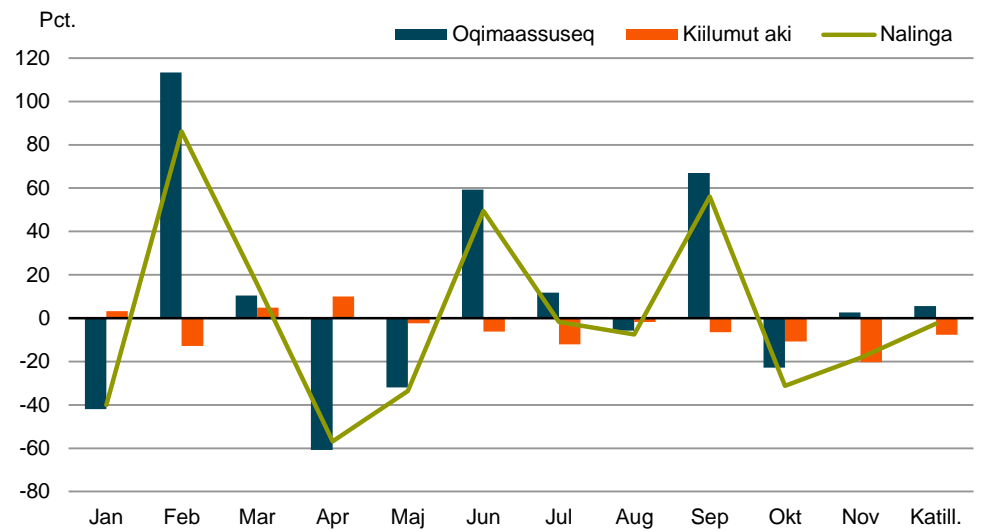
**Takussutissiaq 2. 2020-mi kilomut akinik allannguutit ukiup siulianut sanilliullugit**

	Jan	Feb	Mar	Apr	Maj	Jun	Jul	Aug	Sep	Okt	Nov	Katill.
Kr. per kilo												
Raajat .....	-5,71	-0,78	-2,47	-3,44	-8,64	-9,99	-3,24	-9,88	-8,81	-7,38	-7,69	<b>-6,02</b>
Saarullit .....	1,27	-12,56	-2,78	2,57	6,85	-3,31	-3,79	1,53	6,87	-2,52	1,33	<b>-1,08</b>
Qalerallit .....	1,32	-5,91	2,06	4,47	-1,03	-2,57	-4,67	-0,68	-2,57	-4,12	-8,12	<b>-3,10</b>
Procent												
Raajat .....	-15,4	-2,1	-6,0	-9,2	-19,6	-23,2	-7,9	-23,3	-21,7	-18,0	-18,6	<b>-14,9</b>
Saarullit .....	5,5	-34,9	-8,7	9,1	25,1	-11,3	-14,7	7,0	33,8	-12,3	5,8	<b>-4,0</b>
Qalerallit .....	3,2	-12,8	4,9	10,1	-2,4	-6,2	-12,1	-1,8	-6,5	-10,8	-20,8	<b>-7,7</b>

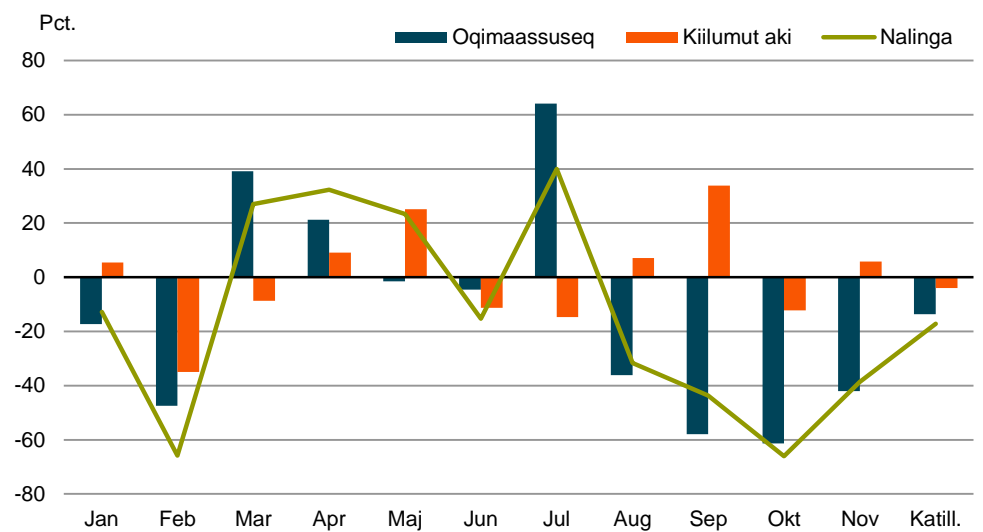
Titartagaq 3. Procentinngorlugu allannguutit 2019-mi piffissamut sanilliullugit, Raajat



Titartagaq 4. Procentinngorlugu allannguutit 2019-mi piffissamut sanilliullugit, Qalerallit



Titartagaq 5. Procentinngorlugu allannguutit 2019-mi piffissamut sanilliullugit, Saarulliit



**Tabel 1. Aalisakkat avammut tunisaanerisa nalingat, 1.000 kr.**

	2019						2020					
	1. kvartal	2. kvartal	3. kvartal	Oktober	November	Katill.	1. kvartal	2. kvartal	3. kvartal	Oktober	November	Katill.
<b>Katillugit</b> .....	<b>920.562</b>	<b>1.359.985</b>	<b>1.486.468</b>	<b>434.696</b>	<b>463.910</b>	<b>4.665.622</b>	<b>937.078</b>	<b>1.161.420</b>	<b>1.543.917</b>	<b>405.670</b>	<b>339.183</b>	<b>4.387.269</b>
<b>Raajat</b> .....	<b>520.326</b>	<b>746.963</b>	<b>575.396</b>	<b>194.102</b>	<b>218.976</b>	<b>2.255.763</b>	<b>568.544</b>	<b>536.579</b>	<b>675.744</b>	<b>217.550</b>	<b>158.061</b>	<b>2.156.479</b>
Raajat qalipallit, qerisut .....	330.948	390.846	262.756	84.934	118.207	<b>1.187.692</b>	365.208	335.514	337.600	94.966	97.435	<b>1.230.722</b>
Raajat qalipaajakkat qerisullu .....	189.378	356.117	312.640	109.168	100.769	<b>1.068.072</b>	203.337	201.066	338.144	122.585	60.626	<b>925.757</b>
<b>Saarullik</b> .....	<b>164.797</b>	<b>139.726</b>	<b>117.378</b>	<b>26.663</b>	<b>26.118</b>	<b>474.682</b>	<b>98.856</b>	<b>154.590</b>	<b>114.813</b>	<b>9.052</b>	<b>16.028</b>	<b>393.339</b>
Saarullik ilivitsiq qerisoq .....	125.844	103.463	95.605	24.795	20.680	<b>370.387</b>	75.957	98.440	82.826	6.521	10.158	<b>273.903</b>
Saarullik panert. tarajort.,ilivitsiq saaniagarluunniit .....	1.220	1.023	5.749	1.056	1.590	<b>10.639</b>	506	1.487	3.072	435	475	<b>5.976</b>
Saarullik saaniagaq qerisoq .....	37.733	35.151	15.834	811	3.822	<b>93.352</b>	22.393	54.619	28.702	2.023	5.184	<b>112.920</b>
Saarullik alla .....	0	89	189	-	26	<b>305</b>	0	44	213	72	211	<b>540</b>
<b>Qaleralik</b> .....	<b>191.956</b>	<b>353.605</b>	<b>445.007</b>	<b>197.951</b>	<b>172.359</b>	<b>1.360.878</b>	<b>228.095</b>	<b>325.245</b>	<b>495.395</b>	<b>136.303</b>	<b>140.895</b>	<b>1.325.934</b>
Qaleralik ilivitsiq qerisoq .....	129.445	252.451	398.582	164.217	147.130	<b>1.091.826</b>	162.308	242.894	443.844	116.517	120.910	<b>1.086.473</b>
Qaleralik saaniagaq .....	48.311	73.227	25.914	17.631	12.940	<b>178.024</b>	47.616	53.076	22.536	10.620	8.183	<b>142.031</b>
Qaleralik allami taaneqanngitsiq .....	14.200	27.927	20.511	16.103	12.288	<b>91.028</b>	18.172	29.275	29.016	9.166	11.801	<b>97.430</b>
<b>Uiluut</b> .....	<b>1.890</b>	<b>1.431</b>	<b>0</b>	-	-	<b>3.321</b>	<b>110</b>	<b>1.311</b>	<b>2.191</b>	<b>1.055</b>	-	<b>4.668</b>
<b>Saattuut</b> .....	<b>23.038</b>	<b>40.176</b>	<b>51.222</b>	<b>12.893</b>	<b>18.234</b>	<b>145.563</b>	<b>20.554</b>	<b>41.081</b>	<b>45.648</b>	<b>27.259</b>	<b>13.240</b>	<b>147.783</b>
<b>Nipisap suai</b> .....	<b>317</b>	<b>43.516</b>	<b>18.626</b>	<b>2.118</b>	-	<b>64.577</b>	<b>154</b>	<b>62.143</b>	<b>25.490</b>	<b>3.776</b>	-	<b>91.563</b>
<b>Aalisakkat allat ilivitsut saaniakkalluunniit</b> .....	<b>17.422</b>	<b>33.232</b>	<b>277.933</b>	<b>583</b>	<b>27.636</b>	<b>356.806</b>	<b>17.162</b>	<b>35.087</b>	<b>180.358</b>	<b>9.347</b>	<b>4.311</b>	<b>246.265</b>
Ammassat .....	0	0	1.583	3	7	<b>1.592</b>	8	3	19	1	-	<b>32</b>
Qeeraq .....	85	2.035	772	51	72	<b>3.016</b>	13	8	127	3	-	<b>150</b>
Nataarnaq .....	4	78	25	-	-	<b>107</b>	25	909	4	-	-	<b>938</b>
Kulleri .....	3.373	6.181	10	-	-	<b>9.564</b>	9.171	7.324	2	-	-	<b>16.497</b>
Suluppaagaq .....	7.820	1.747	14.455	87	18	<b>24.126</b>	5.584	8.076	3.413	-	165	<b>17.238</b>
Seji .....	1.137	1.354	87	302	-	<b>2.880</b>	1.085	2.573	4	-	-	<b>3.661</b>
Ammassassuaq .....	1.377	0	846	19	20.247	<b>22.489</b>	0	31	2.155	9.339	4.099	<b>15.624</b>
Avaleraasartooq .....	0	29	259.823	-	-	<b>259.851</b>	0	88	174.364	-	-	<b>174.452</b>
Aalisakkat allat allami taaneqanngitsut ..	3.626	21.808	332	122	7.293	<b>33.181</b>	1.277	16.076	269	4	47	<b>17.672</b>
<b>Aalisakkamit nioqqutissiat allat. ....</b>	<b>816</b>	<b>1.336</b>	<b>906</b>	<b>386</b>	<b>588</b>	<b>4.032</b>	<b>3.602</b>	<b>5.383</b>	<b>4.278</b>	<b>1.328</b>	<b>6.648</b>	<b>21.238</b>
Aalisakkamit nioqqutissiat allat .....	0	0	0	-	-	<b>0</b>	3.232	4.269	1.866	1	-	<b>9.368</b>
Aalisakkamit qajuusiat .....	816	1.336	906	386	535	<b>3.979</b>	369	1.114	2.411	1.327	6.648	<b>11.871</b>
Aalisakkamit uulia .....	0	0	0	-	-	<b>0</b>	0	0	0	-	-	<b>0</b>
Aalisakkap perlukui igitassartaalu .....	0	0	0	-	53	<b>53</b>	0	0	0	-	-	<b>0</b>

Najoqqutaq: <http://bank.stat.qi/INEXPMDND>

**Tabel 2. Aalisakkt avammut tunisaanerisa oqimaassusaat, tons**

	2019						2020					
	1. kvartal	2. kvartal	3. kvartal	Oktober	November	Katill.	1. kvartal	2. kvartal	3. kvartal	Oktober	November	Katill.
<b>Katillugit</b> .....	<b>26.332</b>	<b>43.842</b>	<b>63.254</b>	<b>11.521</b>	<b>17.217</b>	<b>162.166</b>	<b>27.483</b>	<b>38.881</b>	<b>59.246</b>	<b>12.642</b>	<b>11.581</b>	<b>149.833</b>
<b>Raajat</b> .....	<b>13.818</b>	<b>17.979</b>	<b>13.892</b>	<b>4.731</b>	<b>5.302</b>	<b>55.723</b>	<b>16.103</b>	<b>15.642</b>	<b>19.668</b>	<b>6.464</b>	<b>4.704</b>	<b>62.581</b>
Raajat qalipallit, qerisut .....	10.985	12.632	9.031	2.921	3.696	39.266	12.759	12.365	13.064	3.901	3.512	45.600
Raajat qalipaajakkt qerisullu .....	2.833	5.347	4.861	1.809	1.607	16.457	3.343	3.277	6.604	2.564	1.192	16.981
<b>Saarullik</b> .....	<b>5.105</b>	<b>4.928</b>	<b>5.091</b>	<b>1.298</b>	<b>1.130</b>	<b>17.552</b>	<b>3.858</b>	<b>5.101</b>	<b>5.033</b>	<b>502</b>	<b>655</b>	<b>15.150</b>
Saarullik ilivitsiq qerisiq .....	4.243	4.166	4.527	1.244	996	15.176	3.122	4.044	4.226	429	489	12.308
Saarullik panert. tarajort, ilivitsiq saaniagarluunniit .....	42	34	202	37	54	370	16	50	106	14	16	202
Saarullik saaniagaq qerisiq .....	820	722	349	17	78	1.987	720	1.002	679	38	97	2.536
Saarullik alla .....	0	5	13	-	1	19	0	5	23	22	54	103
<b>Qaleralik</b> .....	<b>4.480</b>	<b>8.327</b>	<b>11.623</b>	<b>5.182</b>	<b>4.320</b>	<b>33.932</b>	<b>5.443</b>	<b>8.043</b>	<b>13.908</b>	<b>4.000</b>	<b>4.434</b>	<b>35.828</b>
Qaleralik ilivitsiq qerisiq .....	3.307	6.347	10.396	4.256	3.639	27.945	4.094	6.252	12.373	3.475	3.809	30.003
Qaleralik saaniagaq .....	719	1.002	343	233	175	2.473	717	706	301	156	123	2.003
Qaleralik allami taaneqanngitsiq .....	454	978	884	693	506	3.514	632	1.085	1.234	368	503	3.822
<b>Uiluut</b> .....	<b>26</b>	<b>20</b>	<b>0</b>	<b>-</b>	<b>-</b>	<b>46</b>	<b>2</b>	<b>20</b>	<b>38</b>	<b>21</b>	<b>-</b>	<b>81</b>
<b>Saattuut</b> .....	<b>229</b>	<b>454</b>	<b>546</b>	<b>139</b>	<b>182</b>	<b>1.550</b>	<b>196</b>	<b>343</b>	<b>497</b>	<b>256</b>	<b>109</b>	<b>1.401</b>
<b>Nipisap suai</b> .....	<b>20</b>	<b>601</b>	<b>232</b>	<b>26</b>	<b>-</b>	<b>880</b>	<b>19</b>	<b>813</b>	<b>254</b>	<b>37</b>	<b>-</b>	<b>1.123</b>
<b>Aalisakkt allat ilivitsut saaniakkalluunniit</b> .....	<b>2.539</b>	<b>11.343</b>	<b>31.741</b>	<b>93</b>	<b>6.211</b>	<b>51.926</b>	<b>1.629</b>	<b>8.589</b>	<b>19.373</b>	<b>1.267</b>	<b>646</b>	<b>31.504</b>
Ammassat .....	0	0	172	0	0	172	1	0	1	0	-	1
Qeeraq .....	14	200	78	4	7	303	0	0	7	0	-	8
Nataarnaq .....	0	2	1	-	-	2	1	28	0	-	-	29
Kulleri .....	119	218	1	-	-	338	486	208	0	-	-	694
Suluppaagaq .....	411	111	738	6	1	1.267	347	478	193	-	10	1.028
Seji .....	114	111	11	16	-	252	110	139	0	-	-	250
Ammassassuaq .....	136	0	111	9	2.725	2.981	0	16	355	1.266	631	2.267
Avaleraasartooq .....	0	3	30.469	-	-	30.473	0	42	18.776	-	-	18.818
Aalisakkt allat allami taaneqanngitsut ..	1.744	10.699	160	57	3.477	16.138	684	7.678	41	0	5	8.409
<b>Aalisakkamit nioqqutissiat allat. . .</b>	<b>116</b>	<b>188</b>	<b>128</b>	<b>53</b>	<b>73</b>	<b>558</b>	<b>232</b>	<b>330</b>	<b>476</b>	<b>95</b>	<b>1.033</b>	<b>2.166</b>
Aalisakkamit nioqqutissiat allat .....	0	0	0	-	-	0	189	207	94	0	-	489
Aalisakkamit qajuusiat .....	116	188	128	53	72	557	44	123	382	95	1.033	1.677
Aalisakkamit uulia .....	0	0	0	-	-	0	0	0	0	-	-	0
Aalisakkap perlukui igitassartaalu .....	0	0	0	-	1	1	0	0	0	-	-	0

 Najoqqutaq: <http://bank.stat.gl/IENEXPMND>

**Tabel 3. Aalisakkat avammut tunisaanerisa akii, kiilumut aki**

	2019						2020					
	1. kvartal	2. kvartal	3. kvartal	Oktober	November	Katill.	1. kvartal	2. kvartal	3. kvartal	Oktober	November	Katill.
<b>Katillugit</b> .....	-	-	-	-	-	-	-	-	-	-	-	-
<b>Raajat</b> .....	<b>37,7</b>	<b>41,5</b>	<b>41,4</b>	<b>41,0</b>	<b>41,3</b>	<b>40,5</b>	<b>35,3</b>	<b>34,3</b>	<b>34,4</b>	<b>33,7</b>	<b>33,6</b>	<b>34,5</b>
Raajat qalipallit, qerisut .....	30,1	30,9	29,1	29,1	32,0	30,2	28,6	27,1	25,8	24,3	27,7	27,0
Raajat qalipaajakkat qerisullu .....	66,9	66,6	64,3	60,3	62,7	64,9	60,8	61,3	51,2	47,8	50,9	54,5
<b>Saarullik</b> .....	<b>32,3</b>	<b>28,4</b>	<b>23,1</b>	<b>20,5</b>	<b>23,1</b>	<b>27,0</b>	<b>25,6</b>	<b>30,3</b>	<b>22,8</b>	<b>18,0</b>	<b>24,5</b>	<b>26,0</b>
Saarullik ilivitsaq qerisoq .....	29,7	24,8	21,1	19,9	20,8	24,4	24,3	24,3	19,6	15,2	20,8	22,3
Saarullik panert. tarajort., ilivitsaq saaniagarluunniit .....	29,0	30,0	28,4	28,4	29,5	28,8	31,8	29,7	29,1	30,9	29,7	29,6
Saarullik saaniagaq qerisoq .....	46,0	48,7	45,4	47,5	48,8	47,0	31,1	54,5	42,3	53,3	53,4	44,5
Saarullik alla .....	-	17,2	14,5	-	21,6	15,7	-	8,4	9,4	3,4	3,9	5,2
<b>Qaleralik</b> .....	<b>42,8</b>	<b>42,5</b>	<b>38,3</b>	<b>38,2</b>	<b>39,9</b>	<b>40,1</b>	<b>41,9</b>	<b>40,4</b>	<b>35,6</b>	<b>34,1</b>	<b>31,8</b>	<b>37,0</b>
Qaleralik ilivitsaq qerisoq .....	39,1	39,8	38,3	38,6	40,4	39,1	39,6	38,8	35,9	33,5	31,7	36,2
Qaleralik saaniagaq .....	67,2	73,1	75,6	75,5	73,8	72,0	66,4	75,2	74,8	68,0	66,8	70,9
Qaleralik allami taaneqanngitsaq .....	31,3	28,6	23,2	23,2	24,3	25,9	28,7	27,0	23,5	24,9	23,5	25,5
<b>Uiluut</b> .....	<b>72,0</b>	<b>72,6</b>	-	-	-	<b>72,3</b>	<b>60,0</b>	<b>65,1</b>	<b>58,4</b>	<b>50,0</b>	-	<b>57,9</b>
<b>Saattuut</b> .....	<b>100,8</b>	<b>88,4</b>	<b>93,7</b>	<b>93,1</b>	<b>100,2</b>	<b>93,9</b>	<b>104,7</b>	<b>119,7</b>	<b>91,9</b>	<b>106,6</b>	<b>121,0</b>	<b>105,5</b>
<b>Nipisap suai</b> .....	<b>15,6</b>	<b>72,4</b>	<b>80,1</b>	<b>82,7</b>	-	<b>73,4</b>	<b>8,1</b>	<b>76,4</b>	<b>100,5</b>	<b>102,0</b>	-	<b>81,6</b>
<b>Aalisakkat allat ilivitsut saaniakkalluunniit</b> .....	<b>6,9</b>	<b>2,9</b>	<b>8,8</b>	<b>6,3</b>	<b>4,4</b>	<b>6,9</b>	<b>10,5</b>	<b>4,1</b>	<b>9,3</b>	<b>7,4</b>	<b>6,7</b>	<b>7,8</b>
Ammassat .....	-	-	9,2	32,8	32,8	9,2	14,8	32,7	32,5	29,5	-	24,8
Qeeraq .....	6,0	10,2	9,8	12,3	10,7	9,9	38,5	38,8	17,2	44,2	-	18,8
Nataarnaq .....	25,7	46,9	44,9	-	-	45,0	29,0	32,5	28,0	-	-	32,4
Kulleri .....	28,4	28,4	12,0	-	-	28,3	18,9	35,2	9,0	-	-	23,8
Suluppaagaq .....	19,0	15,8	19,6	14,0	17,7	19,0	16,1	16,9	17,7	-	16,6	16,8
Seji .....	10,0	12,2	8,0	18,5	-	11,4	9,9	18,5	7,7	-	-	14,7
Ammassassuaq .....	10,1	-	7,6	2,2	7,4	7,5	-	2,0	6,1	7,4	6,5	6,9
Avaleraasartooq .....	-	8,7	8,5	-	-	8,5	-	2,1	9,3	-	-	9,3
Aalisakkat allat allami taaneqanngitsut ..	2,1	2,0	2,1	2,1	2,1	2,1	1,9	2,1	6,6	7,3	9,1	2,1
<b>Aalisakkamit nioqqutissiat allat. . .</b>	<b>7,1</b>	<b>7,1</b>	<b>7,1</b>	<b>7,3</b>	<b>8,1</b>	<b>7,2</b>	<b>15,5</b>	<b>16,3</b>	<b>9,0</b>	<b>14,0</b>	<b>6,4</b>	<b>9,8</b>
Aalisakkamit nioqqutissiat allat .....	-	27,8	-	-	-	27,8	17,1	20,7	19,8	41,1	-	19,1
Aalisakkamit qajuusiat .....	7,1	7,1	7,1	7,3	7,4	7,1	8,4	9,0	6,3	14,0	6,4	7,1
Aalisakkamit uulia .....	-	100,0	-	-	-	100,0	-	-	-	-	-	-
Aalisakkap perlukui igitassartaalu .....	-	-	-	-	50,0	50,0	-	-	-	-	-	-

 Najoqqutaq: <http://bank.stat.gl/IENEXPMND>

## **Periaaseq najoqqutallu**

Avammut tunisat nalingat saqqummersinneqartoq tassaavoq kisitsisitigut paasissutissani avammut tunisat nalingat. Tunisassiat nalunaarsorneqartarput Kalaallit Nunaannit anninneqarfiat sumiinnerseq apeqqutaatillugu, tassunga ilanngunneqartarput tunisassiat avammut tunineqarnissaanut assartorneqarnerinut, Kalaallit Nunaata iluani assartuinerit (Kalaallit Nunaata killeqarfianut imaluunniit sissiukkanut) aningaasartuutit. Nali taanna fob-imik (free on board) taaneqartarpoq.

Paasissutissat 2020-meersut Akileraartarnermut Aqutsisoqarfimmit akitsuutini suliaqartartunit pissarsiarineqarput. Kisitsisit pitsaassusaanut apeqqutaapput avammut tunisartut piffissaq eqqorlugu Akileraartarnermut Aqutsisoqarfimmut akitsuutini suliaqartartunut nalunaarutiginnissimanersut, taamaatumik kisitsisit mianersuullugit nalilersorneqassapput.

Aalisakkat avammut tunisaanerat qaammatikkaarlugit saqqummersinneqartarput.

---

Ilisamaatinut nassuiaatit:

... Paasissutissat pigineqanngillat

.. Paasissutissat tatiginanngitsut ilisarinnilersitsisinnaasulluunniit

. Kisitsisitaqarsinnaanngitsut

0 Affaanit mikinerusut

- Nul

\* Kisitsisaagallartut imaluunniit missingersuut

Saaffiginniffissaq:

Josef Kâjangmat

E-mail: [joka@stat.gl](mailto:joka@stat.gl)


Nunanut allanut niuerneq

Naatsorsueqqissaartarfik

Postboks 1025 · 3900 Nuuk

Oqar.: +299 34 57 70 · Fax: +299 34 57 90

[www.stat.gl](http://www.stat.gl) · e-mail: [stat@stat.gl](mailto:stat@stat.gl)



**NAATSORSUEQQISSAARTARFIK**  
GRØNLANDS STATISTIK · STATISTICS GREENLAND

---